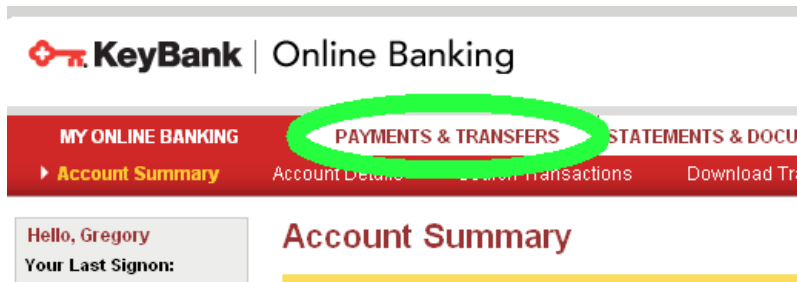


Auto-Tithing with Keybank

Hello Friends. Do you ever think to yourself **“I know I’m supposed to be giving more but I’m having trouble executing that feeling every week.”** One way to proactively deal with this is to include your Church in your **auto-bill pay**. If you bank with any of the large National banks you can use their website to submit your Tithes. This month, let’s take a look at how to do this if Key is your bank.

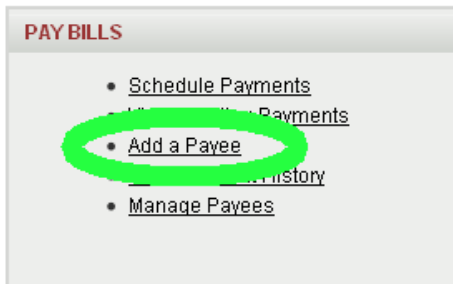
First, you have to sign up for online banking. If you have not done so, bring your checkbook to your branch and they’ll help you get that set up.

Now, when you log in, click on the **“Payments & Transfers”** tab at the top left.

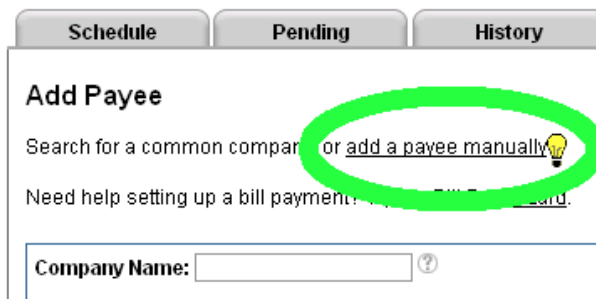


This will bring you to the Bill Pay screen. Find the **“Add a Payee”** link and click on it.

Payments & Transfers



On the next screen, select **“Add a Payee Manually”**



Fill out the form as shown.

This just gets you to the screen you really care about, which is where you will fill out the information for SUMC.

Here's what the screen should look like when you're done.


This is the satisfying part. Fill out the information like so, and **don't forget to use P.O. Box 458 as the address!**

Payee: Snoqualmie United Methodist
Nickname: SUMC



Address: PO BOX 458
City: Snoqualmie
State: Washington
Zip Code: 98065
Phone: 425-888-1697


No account number.



When you're done, click "Submit"

Add Personal Payee 


View our [Bill Pay Guarantee](#).

Payee Name 
Snoqualmie United Methodist Church 

Payee Nickname - Optional 
SUMC

Payee Address 
Address: PO Box 458
City: Snoqualmie
State: WA  **Zip:** 98065

Payee Phone: 425 - 888 - 1697

Payee Account Number 
Do you have an account number?
 Yes, here's the account number:
 No, there is no account number associated with this payment.

Submit **Cancel**

You will see a confirmation screen. Select "Make Payment"

Add Personal Payee - Confirmation

Your new payee has been added to your list.

Payee:	Snoqualmie United Methodist Church
Nickname:	SUMC
Address:	PO Box 458 Snoqualmie, WA 98065
Phone:	425-888-1697
Account:	NONE



On the Payments screen, you'll enter the details of how much and how often you want to Tithe. This is between you and God of course. If you get a regular paycheck it makes sense to schedule the auto-tithe to happen a day or two after payday. Make sure you select the appropriate account to draw the payment from, the amount, when the next payment should occur, and how often you want to make the payments. When you are done, press the Submit button, review your final changes and then press "Make Payment."

Pay From:

Key Advantage MM Checking 472742006696 Avail Bal \$13,996.73

Payee	Type	New Payment		Frequency	No. Pmts	Last Pmt
		Amount	Send Date			
SUMC	<input type="checkbox"/>	<input type="text"/>	06/02/2010 <input type="button" value="calendar"/> <small>Guaranteed by: 06/09/2010</small>	Monthly <input type="button" value="v"/>	<input type="checkbox"/>	

The last screen will (hopefully) display a confirmation of what you entered. Now you can just relax and let go. You don't have to worry every month about making it right between you and the book keepers! It's a done deal! I have found that by doing this it gives me a great feeling of freedom!